

PRINTABLES: Advent Calendar Number & Name Tags


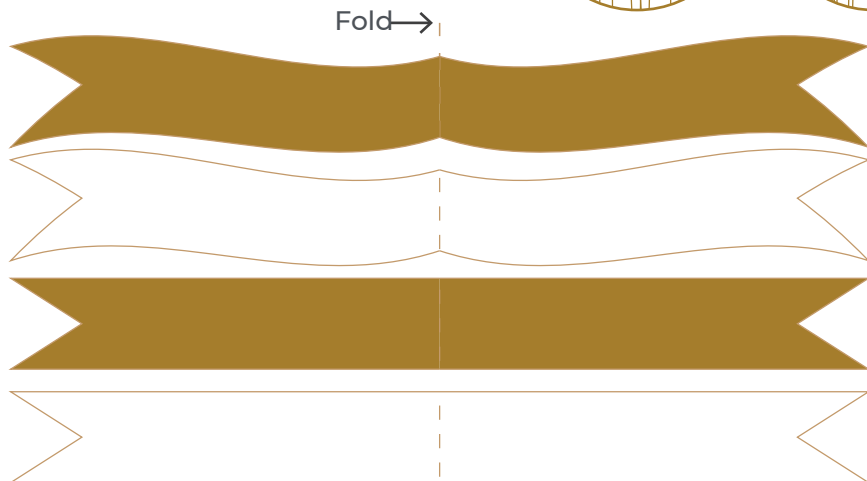

Print this page on cardstock.
Cut solid lines and fold dotted lines.

Advent Calendar Numbers:
Cut around each circle. Secure with tape or glue to each calendar present, or hole punch and secure with a string.

GREGG RANCH
MARBLE FALLS

Sign up at www.greggranch.com/stay-connected/ to get the latest information and news from Gregg Ranch.

Bonus Name Tags:
Use these as name tags or titles for your pieces.



Bonus Place Holders:
Use these folded cards as place holders or name tags.