


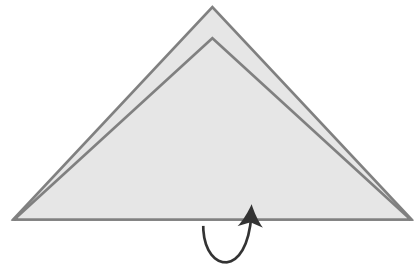
INSTRUCTIONS: Goodiebags

1



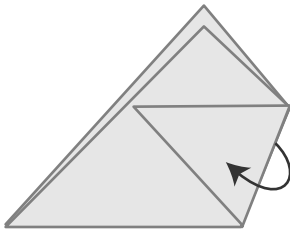
Cut out square-shape

2



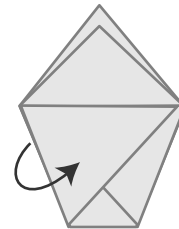
Fold corner diagonally to meet opposite corner to make a triangle

3



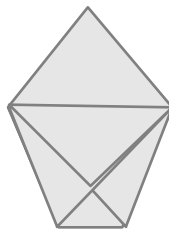
Fold one corner diagonally keeping top of flap parallel to the bottom fold

4



Repeat with the other corner, meeting point to edge

5



Fold front flap down over left & right flaps

GREGG RANCH
MARBLE FALLS