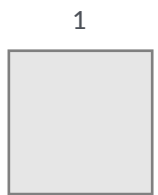
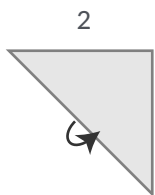


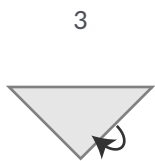
INSTRUCTIONS: Kitty Cutie Catcher



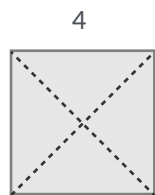
1
Cut out square-shaped cooty catcher



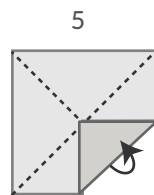
2
Fold corner diagonally to meet opposite corner



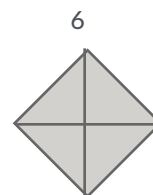
3
Fold other corner diagonally to meet opposite corner



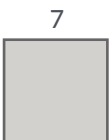
4
Unfold the paper



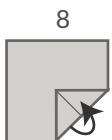
5
Fold each corner towards the center point



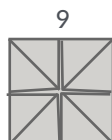
6
It should look like this. Now, flip it over



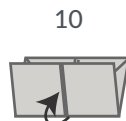
7
It should look like this



8
Again, fold each corner toward the center so all 4 points meet



9
It should look like this.



10
Fold it in half & work your fingers into each pocket



11
Work your fingers to form the 4 points

GREGG RANCH
MARBLE FALLS